

~2018 PARCC Information~

## NEW JERSEY'S STATEWIDE ASSESSMENT PROGRAM

- **2018: 4th administration of the Partnership for Assessment of Readiness for College and Careers (PARCC)**
  - Students took PARCC English Language Arts and Literacy Assessments (ELA/L) in grades 3 – 11.
  - Students took PARCC Mathematics Assessments in grades 3 – 8 and End of Course Assessments in Algebra I, Geometry, and Algebra II.

2

## PARCC PERFORMANCE LEVELS

- **Level 1: Not yet meeting grade-level expectations**
- **Level 2: Partially meeting grade-level expectations**
- **Level 3: Approaching grade-level expectations**
- **Level 4: Meeting grade-level expectations**
- **Level 5: Exceeding grade-level expectations**

3

**MOUNTAIN LAKES PUBLIC SCHOOLS**  
**SPRING 2018 PARCC ADMINISTRATIONS**  
**ENGLISH LANGUAGE ARTS/LITERACY**

	Not Yet Meeting Expectations (Level 1)	Partially Meeting Expectations (Level 2)	Approaching Expectations (Level 3)	Meeting Expectations (Level 4)	Exceeding Expectations (Level 5)	Passing (Levels 4 & 5)
Grade 3	0%	0%	8%	58%	35%	93%
Grade 4	0%	1%	9%	34%	56%	90%
Grade 5	1%	1%	6%	37%	54%	91%
Grade 6	0%	1%	6%	53%	40%	93%
Grade 7	1%	0%	6%	30%	63%	93%
Grade 8	1%	1%	5%	40%	53%	93%
Grade 9	1%	3%	6%	66%	24%	90%
Grade 10	7%	5%	8%	33%	48%	81%
Grade 11*	6%	12%	16%	38%	30%	68%

\*Grade 11 DOES NOT include exempt students who took AP English test

Notes: Percentages may not total 100 due to rounding.

4

**MOUNTAIN LAKES PUBLIC SCHOOLS**  
**SPRING 2018 PARCC ADMINISTRATIONS**  
**MATHEMATICS**

	Not Yet Meeting Expectations (Level 1)	Partially Meeting Expectations (Level 2)	Approaching Expectations (Level 3)	Meeting Expectations (Level 4)	Exceeding Expectations (Level 5)	Passing (Levels 4 & 5)
Grade 3	0%	0%	8%	57%	36%	92%
Grade 4	3%	3%	17%	64%	14%	78%
Grade 5	1%	5%	19%	53%	23%	75%
Grade 6	0%	3%	9%	62%	26%	88%
Grade 7*	0%	2%	20%	70%	8%	78%
Grade 8*	0%	0%	0%	0%	0%	0%
Algebra 1	3%	7%	16%	56%	18%	74%
Geometry	1%	15%	29%	40%	15%	55%
Algebra 2	14%	14%	19%	47%	6%	53%

\*Some students in grade 7 and grade 8 participated in the PARCC Algebra I and Geometry assessments in place of the 7<sup>th</sup> & 8<sup>th</sup> grade Math assessment. Thus, PARCC Math 7 and PARCC Math 8 outcomes are not representative of grades 7 and 8 performance as a whole.

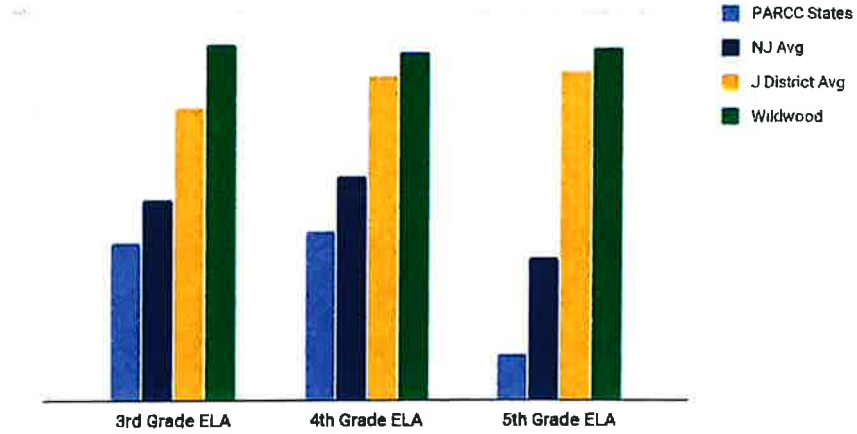
Notes: Percentages may not total 100 due to rounding.

5



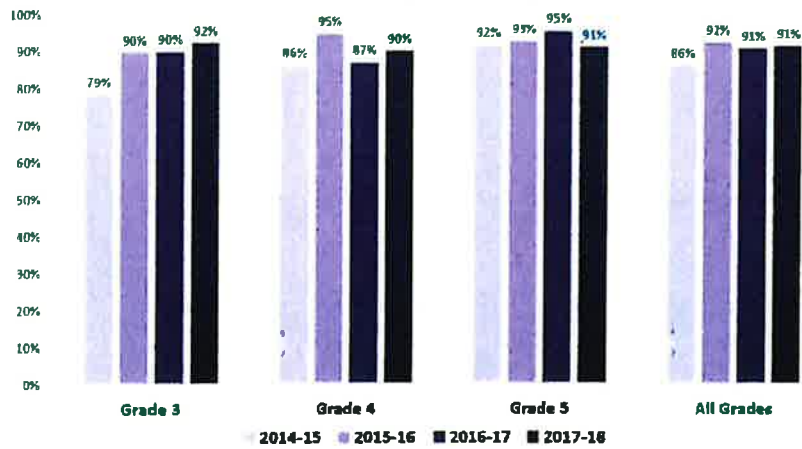
## WILDWOOD: COMPARING PASSING RATES FOR 3<sup>RD</sup>-5<sup>TH</sup> GRADE ELA

### % Passing



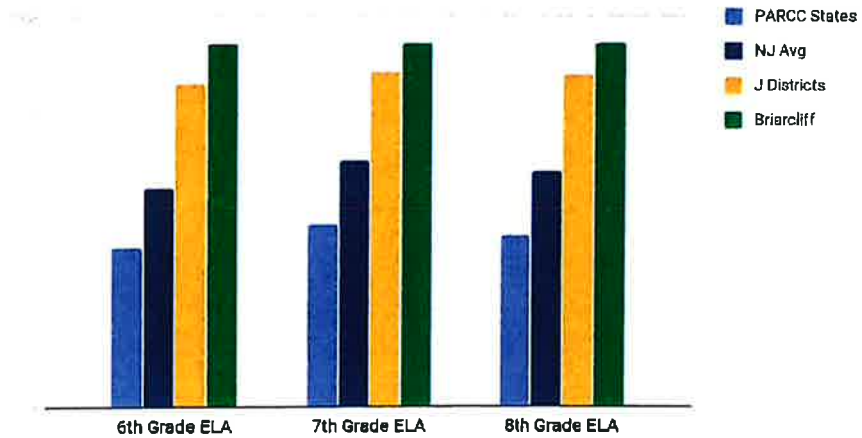
## WILDWOOD: COMPARING ELA PASSING RATES 2015 - 2018

### % Meeting + Exceeding



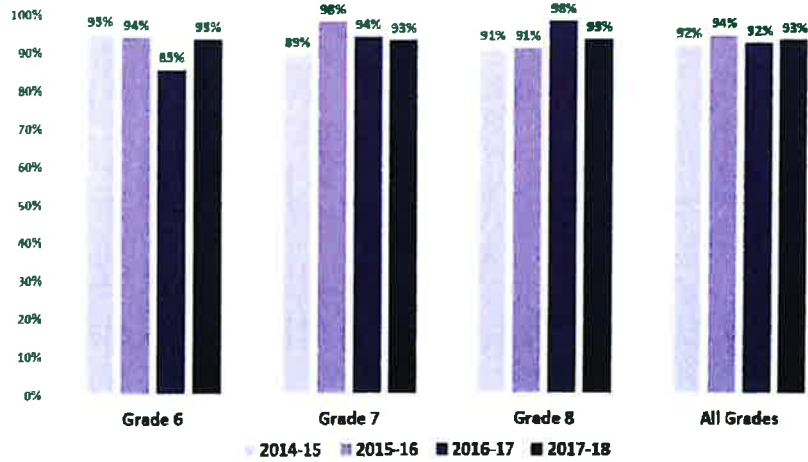
## BRIARCLIFF: COMPARING PASSING RATES FOR 6<sup>TH</sup>-8<sup>TH</sup> GRADE ELA

% Passing ELA



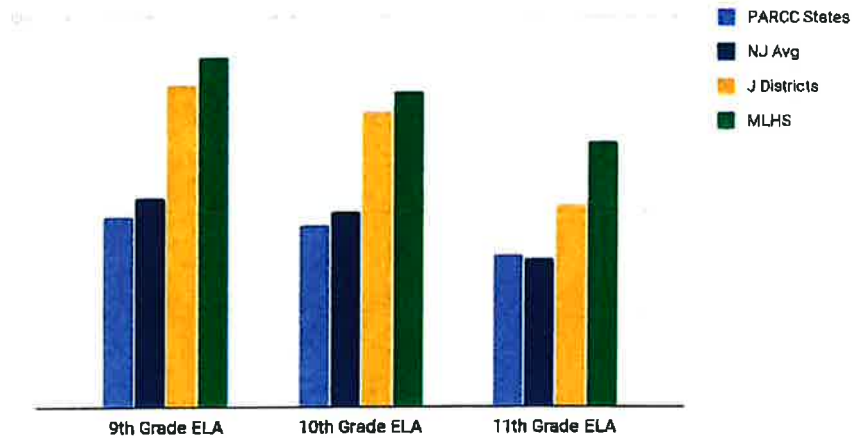
## Briarcliff: COMPARING ELA PASSING RATES 2015 - 2018

% Meeting + Exceeding



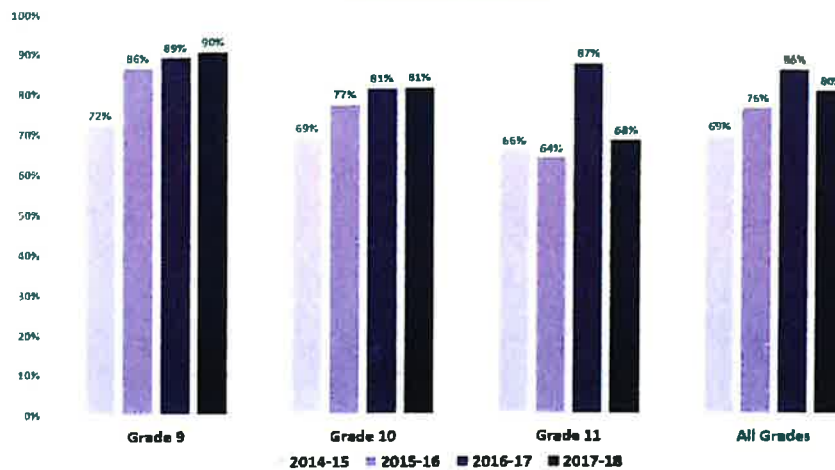
## MLHS: COMPARING PASSING RATES FOR 9<sup>TH</sup>- 11<sup>TH</sup> GRADE ELA

% Passing ELA



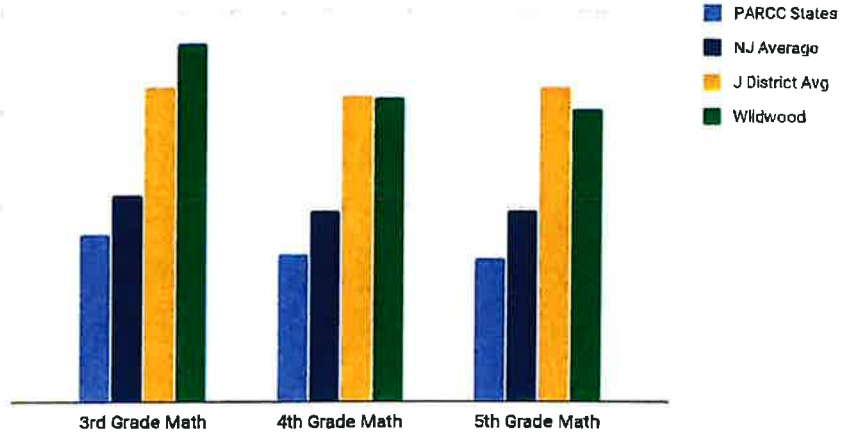
## MLHS: COMPARING ELA PASSING RATES 2015 - 2018

% Meeting + Exceeding



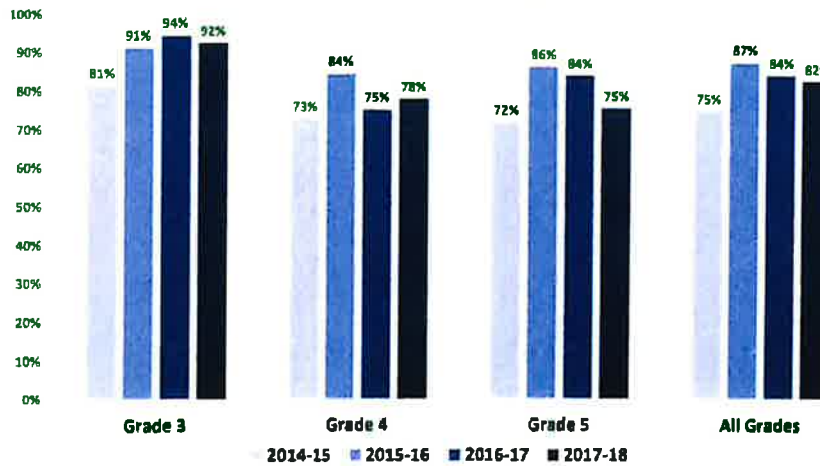
## WILDWOOD: COMPARING PASSING RATES FOR 3<sup>RD</sup>-5<sup>TH</sup> GRADE MATH

**% Passing Math**



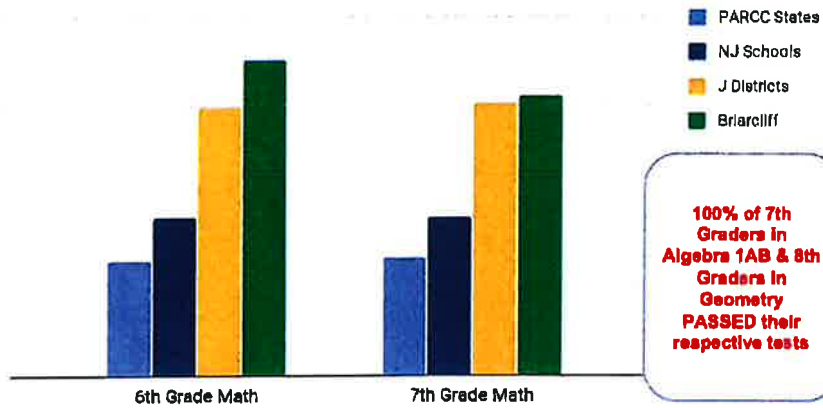
## WILDWOOD: COMPARING Math PASSING RATES 2015 - 2018

**% Meeting + Exceeding**



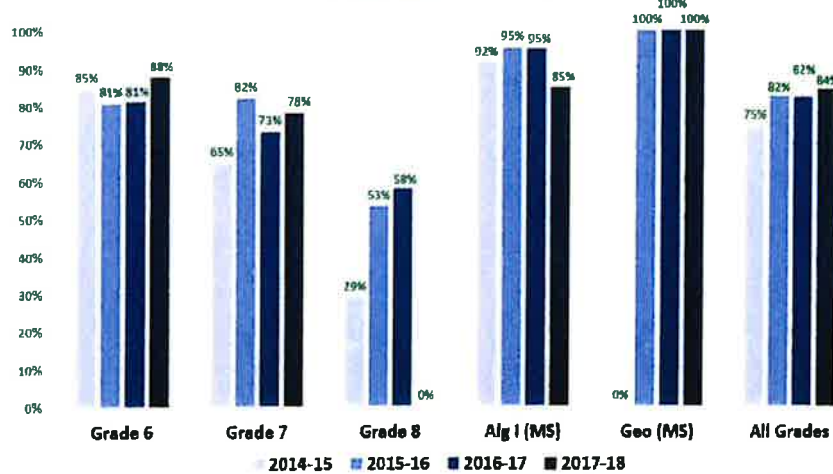
## BRIARCLIFF: COMPARING PASSING RATES FOR 6<sup>TH</sup>-8<sup>TH</sup> GRADE MATH

7th & 8th Graders taking Algebra & Geometry are NOT part of this data. See next slide

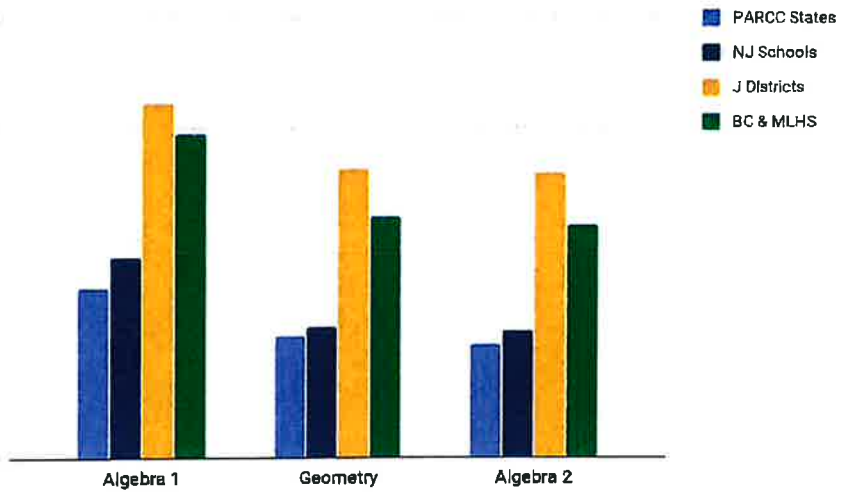


## Briarcliff COMPARING Math PASSING RATES 2015 - 2018

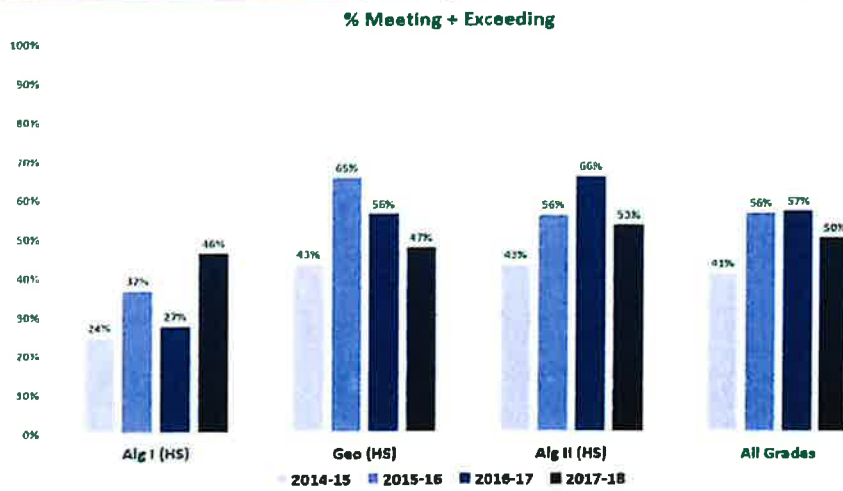
% Meeting + Exceeding



## DISTRICT: COMPARING PASSING RATES FOR "HIGH SCHOOL" MATH



## MLHS COMPARING Math PASSING RATES 2015 - 2018





## Changes in 2019

- Name changed to New Jersey Student Learning Assessments
  - NJSLA
- Reduction in the length and time of the tests
  - Two days/units per subject instead of 3 days/units
- Juniors did not need to take the test if they have already fulfilled the graduation requirement; however, they did complete the Science assessment during the last week of May.

18

## What has been done this year?

- Reviewed and compared ML results for each exam with the state and average among other J Districts.
- Math Department reviewed the multi-year analysis that was created by Mr. Grant Kolmer.
- Reviewed PARCC practice tests provided by Pearson.
- English classes focused on skills tested throughout the year: text dependent analysis, argumentative writing, expository writing, research and synthesis.
- District provided LinkIt! for teachers to use to inform their exam-preparation plans for each of their classes.

19

## Moving Forward

- Supervisors and Administrators will continue to discuss areas that need improvement, or enhancement during monthly faculty & department meetings.
- Teachers will continue to have access to vendors including LinkIt!, IXL, and PD opportunities.