
Finance Committee - FY21: Revenues vs. Expenditures

March 1, 2021

Revenues:

- **Lake Drive School Year Tuition**
- **Before / After School Care**
- **Boonton Township**

Expenditures:

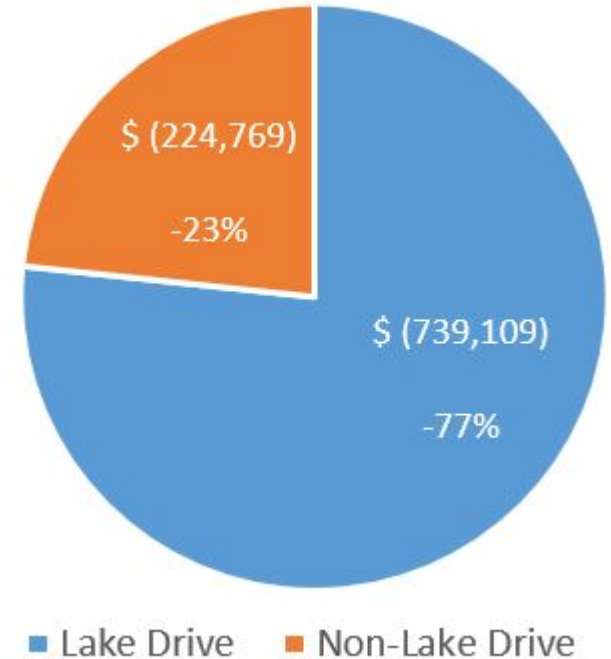
- **Lake Drive vs. Non-Lake Drive**
 - **Non-Instructional Programs**
-

Anticipated Revenues at 6/30 (Fund 10):

Description	FY21 Revenue	Revenue at 6/30	Balance at 6/30
Tax levy - ML Borough	22,114,823	22,114,823	-
Tuition - Nonresident	200,000	227,000	27,000
Tuition - Biotech	396,576	381,888	(14,688)
Tuition - Boonton	4,235,560	4,114,544	(121,016)
Tuition - Lake Drive SY	8,157,018	7,355,084	(801,934)
Tuition - Lake Drive Itinerant	426,735	503,204	76,469
Summer Academy	85,000	78,213	(6,788)
Before/After school	200,000	-	(200,000)
Tuition - Lake Drive ESY	450,000	436,356	(13,644)
Interest	25,000	12,052	(12,948)
Misc Revenue	75,000	46,868	(28,132)
State - Transportation Aid	78,377	78,377	-
State - Extraordinary Aid	-	132,582	132,582
State - Special Ed Aid	850,796	850,017	(779)
State - Security Aid	38,961	38,961	-
	37,333,846	36,369,969	(963,877)
Fund balance	200,478		
	37,534,324		

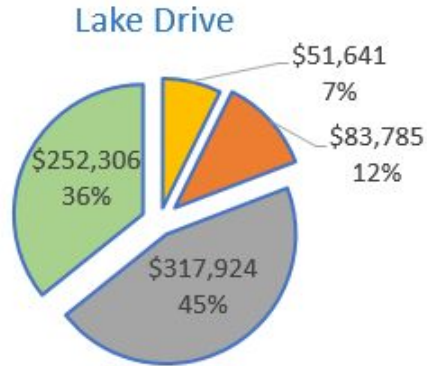
Anticipated Revenues (Lake Drive vs. Non-Lake Drive):

Revenue Sources	Lake Drive	Non-Lake Drive
Tax levy - ML Borough		
Tuition - Nonresident		27,000
Tuition - Biotech		(14,688)
Tuition - Boonton		(121,016)
Tuition - Lake Drive SY	(801,934)	
Tuition - Lake Drive Itinerant	76,469	
Summer Academy		(6,788)
Before/After school		(200,000)
Tuition - Lake Drive ESY	(13,644)	
Interest		(12,948)
Misc Revenue		(28,132)
State Aid		131,803
Total	(739,109)	(224,769)

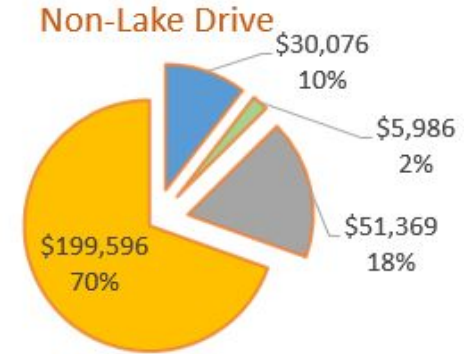


Anticipated Unexpended Appropriations (Lake Drive vs. Non-Lake Drive):

Description	Lake Drive	Non-Lake Drive
Regular Programs	51,641	30,076
Special Programs	83,785	5,986
Support Services	317,924	51,369
Non-instructional	252,306	199,596
	705,656	287,027



■ Regular Programs
 ■ Special Programs
■ Support Services
 ■ Non-instructional

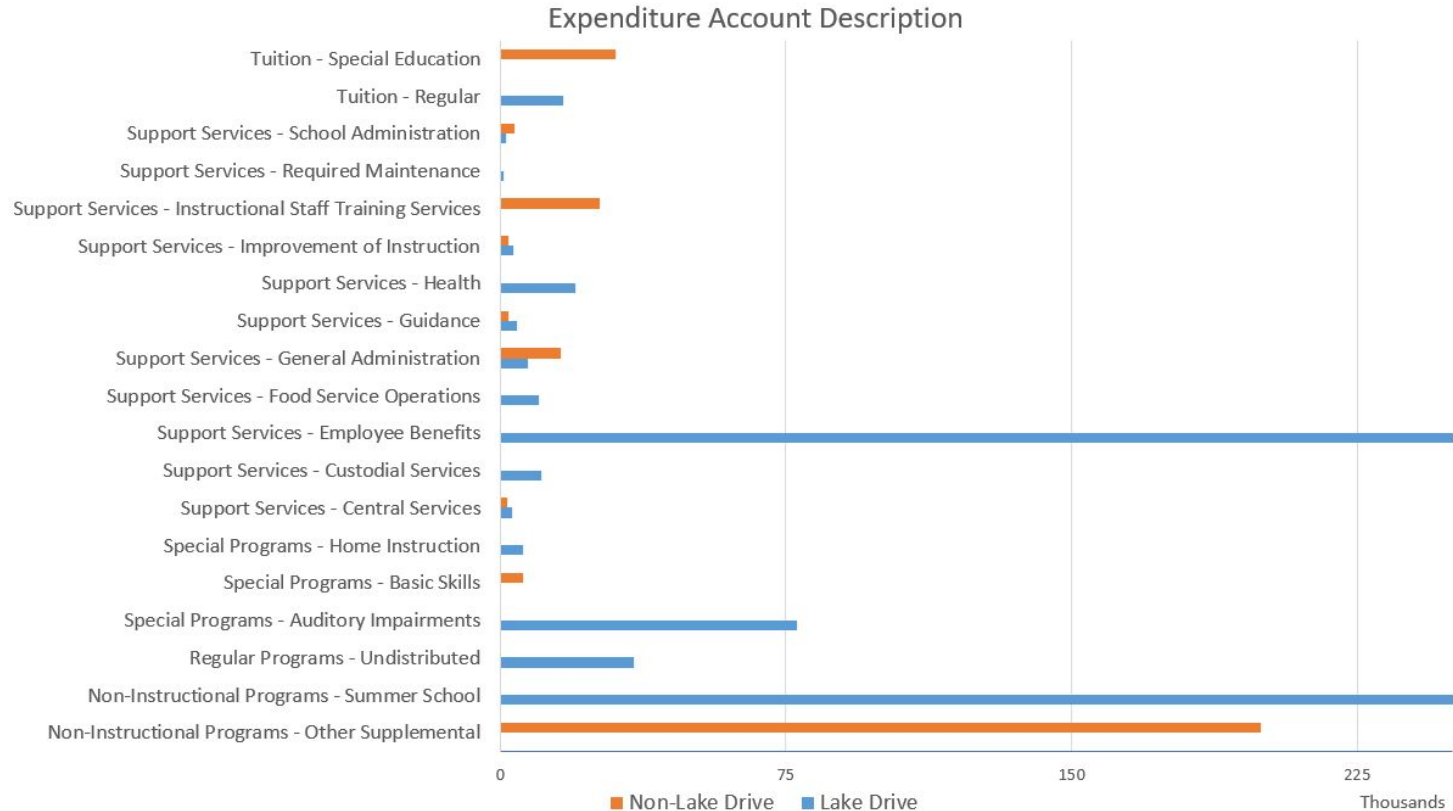


■ Regular Programs
 ■ Special Programs
■ Support Services
 ■ Non-instructional

Anticipated Unexpended Appropriations (Lake Drive vs. Non-Lake Drive):

Expenditure Account Description	Lake Drive	Non-Lake Drive
Non-Instructional Programs - Other Supplemental	0	199,596
Non-Instructional Programs - Summer School	252,306	0
Regular Programs - Undistributed	35,073	0
Special Programs - Auditory Impairments	77,822	0
Special Programs - Basic Skills	0	5,986
Special Programs - Home Instruction	5,962	0
Support Services - Central Services	3,199	1,750
Support Services - Custodial Services	10,640	0
Support Services - Employee Benefits	257,104	0
Support Services - Food Service Operations	10,000	0
Support Services - General Administration	7,093	15,953
Support Services - Guidance	4,365	2,000
Support Services - Health	19,661	0
Support Services - Improvement of Instruction	3,500	2,000
Support Services - Instructional Staff Training Services	0	26,035
Support Services - Required Maintenance	923	0
Support Services - School Administration	1,438	3,630
Tuition - Regular	16,568	0
Tuition - Special Education	0	30,076

Anticipated Unexpended Appropriations (Lake Drive vs. Non-Lake Drive):



Summary:

- **FY21 fiscal management**
- **COVID-19 impact**